

## **Fall 2020 Semester Course Delivery Identification in CampusNet (COVID-19)**

For the Fall 2020 semester, Cleveland State University has worked to provide a safe, yet robust, learning environment for faculty and students. In CampusNet, courses are labeled according to their designated course delivery method. The following describes how to distinguish between courses delivered in person (on campus), remotely, online or off-campus.


### **In Person / On Campus Learning Classes**

In person classes that are offered on campus will fall into one of two categories:

1. On Campus Learning - Full
2. On Campus Learning - Flex



#### **On Campus Learning – Full**

A class being offered on campus with this designation indicates that the class will meet at all scheduled days and times in the location indicated. The course is marked with the navy university icon and if the magnifying glass icon is selected , the following message will display:




**On Campus  
Learning**

This course is offered fully on campus and meets during all scheduled days and times.



#### **On Campus Learning – Flex**

A class being offered on campus with this designation indicates that the class will meet within the listed days and times, but the entire class will not adhere to the full schedule. Information about the days and times that an individual student is expected to attend will be communicated to the student from the instructor, ahead of the start of the semester. The course is marked with the amber university icon and if the magnifying glass icon is selected , the following message will display:



**On Campus  
Learning**

While this course is offered on campus, students will be notified of their designated on campus meeting schedule by the instructor prior to the start of the term.


## **Remote Learning Classes**

Remote Learning classes are offered in one of two ways.

1. Remote Learning – Meeting (Synchronous)
2. Remote Learning – No Meeting (Asynchronous)



### **Remote Learning – Meeting (Synchronous)**

A class being offered remotely, but requires participation during the days/times indicated, is identified with a navy R icon. If the magnifying glass is selected , the following message will display:




**Remote Learning**

This course is offered in a remote format and will meet virtually during all scheduled days and times.



### **Remote Learning – No Meetings (Asynchronous)**

A class being offered remotely, but with no specific meetings scheduled for the class, is identified with an amber R icon. If the magnifying glass is selected , the following message will display:



**Remote Learning**

This course is offered in a remote format and does not meet during specific meeting days and times.

## **Online Learning Classes**


Online classes are developed specifically to be offered online every semester. Online classes differ from classes offered in a remote format as remote classes are offered in a remote format solely due to the COVID -19 pandemic.

Online courses are offered in one of two categories:

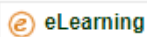
1. eLearning Online - Web
2. eLearning Online - Blended



### **eLearning Web**

Classes are held fully online with no in-person components. These are identified with the amber e icon. If the magnifying glass is selected , the following message will display:

I




#### eLearning

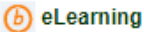
This course is offered online. Course content will be delivered via the Blackboard course management system. The instructor will communicate with students via a variety of interactive tools including discussions, announcements, email, and chat. There will be no required face-to-face meetings for this course, but students will be expected to make weekly progress online. A computer and access to the internet are required.

For information on how to obtain help and support and how to get started [click here](#) for the Center for eLearning website.



#### eLearning Web-Blend (blended)

Classes are held online, but may meet in person at least once during the semester. These are identified with the orange b icon. If the magnifying glass is selected , the following message will display:




#### eLearning

This course is offered in a BLENDED format, combining required face-to-face class sessions with online interaction. Course content will be delivered via the Blackboard course management system. The instructor will communicate with students outside of class using a variety of interactive tools including discussions, announcements, email, and chat. A computer and access to the internet are required. Contact the instructor or department for required face-to-face meeting times.

For information on how to obtain help and support and how to get started [click here](#) for the Center for eLearning website.

### Off Campus Courses



Classes held off campus are identified with an amber building icon. The location of the course may be identified in the location field or in the class notes section when selecting the magnifying glass .

***Note:** Some classes may not have an icon associated with them. This could particularly be the case for face-to-face classes that have some or all of their content offered at an off-campus location (generally these are clinical courses). Check with the department regarding class locations for these classes.*